

Product Model:LX-T8-09-15W-P/W/C

(Product Description:T8, 0.9m, 15W, 3014SMD 240pcs Color Temperature: pure white)

Product Features:

- ◆Energy saving: ultra low power,and saves more than 60% energy than traditional incandescent lamp.
- ◆Environmental protection: no radiation,no mercury or lead, completely recyclable.
- ◆Super long life span: 30,000~50,000 hours, life is 10 times longer than traditional lamp.
- ◆High quality illuminant: using highlight SMD3014(SMD3528、 SMD5050 SMD3328) illuminant.
- ◆Drives: isolation constant-current supply driver with high efficiency and high-low pressure to enhance product performance entirely.
- ◆Autonomous mold opening to make aluminum alloy extrusion shell , simple and beautiful looking, scientific and reasonable heat dissipation structure. Scientific light distribution ,uniform illumination. safety in use and easy installation.

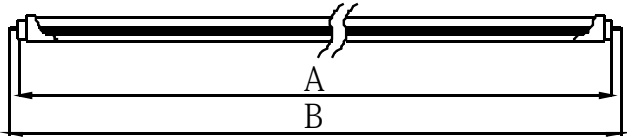


Product parameters:

Technical parameters

Model	LX-T8-09-15W-P/W/C		
Size(mm)	Φ26*900MM		
Input voltage(V)	AC85-265V/50-60Hz		
Power(W)	15W		
LED Quantity	240PCS		
Luminous Flux(LM) Frosted PC / Transparent PC	950-1150lm/1050-1250lm		
Illumination(lux) Frosted PC / Transparent PC	1M	2M	3M
	250lux / 270lux	75lux / 80lux	40lux / 45lux
CRI(Ra)	75±5%RA		
Beam Angle(deg)	160°		
Working life(H)	≥50,000hrs		
Shell material character	Aluminum+PC(Frosted / Transparent)		
Working humidity	10%~90%		
IP rating	IP50		
Shell Color	Silver		
Product Warranty	2 years		
Color Temperature	Warm White、 Pure White、 Cool White		
Interface	T8		
Safety Certificate	CE / KEMA KEUR / ROHS / Class II / WEEE		

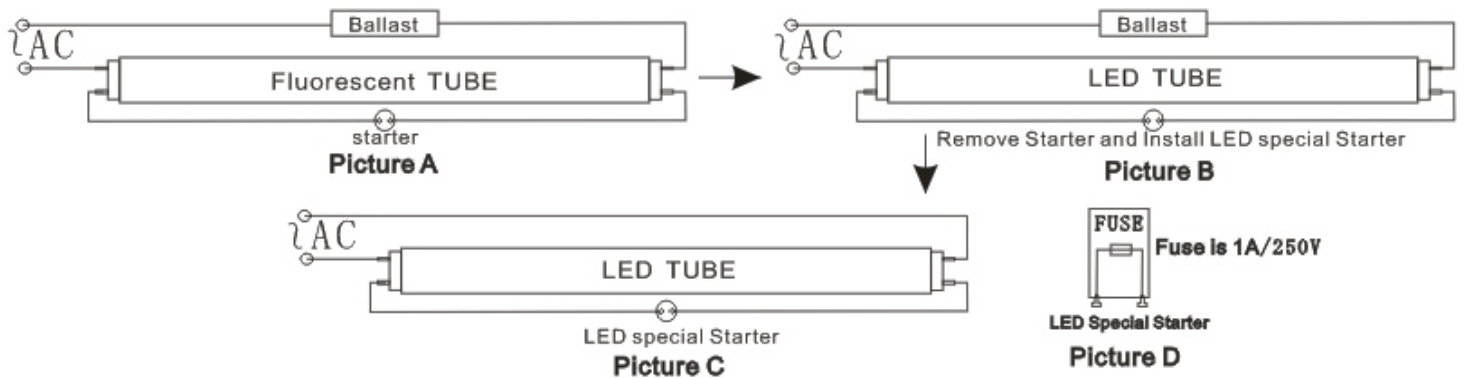
Diagram of Product Size:



Φ26*900mm					
A			B		
Min	Normal	Max	Min	Normal	Max
886mm	888mm	890mm	900mm	902mm	904mm

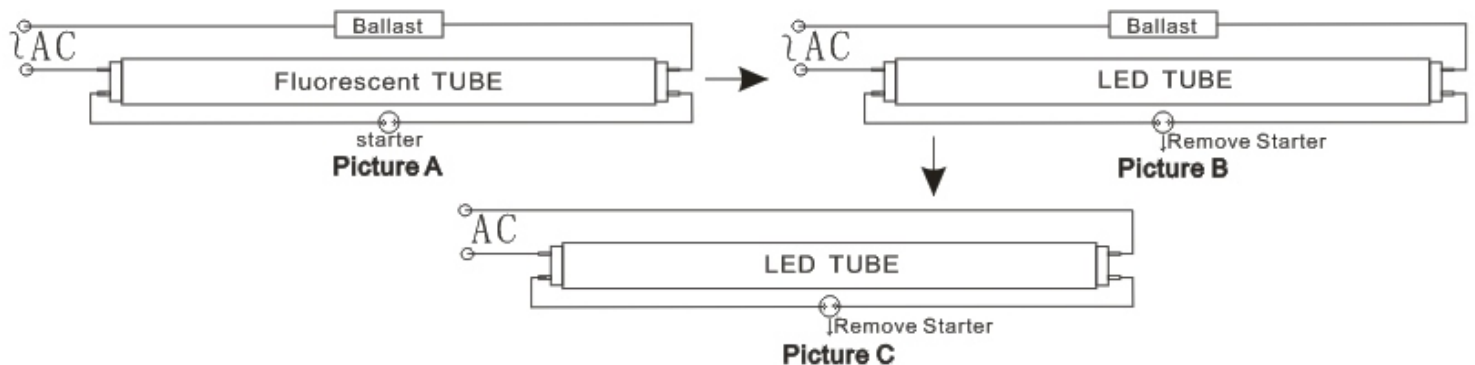
Replace traditional fluorescent wiring diagram

Power is one side Input



1. Please pay attention that when use Tube LED T8 to replace traditional fluorescent (picture A), you need to take away the Starter and install the LED special starter, then you can install LED TUBE into the bracket directly (picture B).
2. Removing ballast saves much more energy (picture C).
3. About the LED special Starter which include a fuse only (picture D), we can supply it or you can buy from other suppliers.
4. Only connect power into tube's Label side (It is the power input side), Don't connect the power into LED TUBE short side.

Power is two side Input



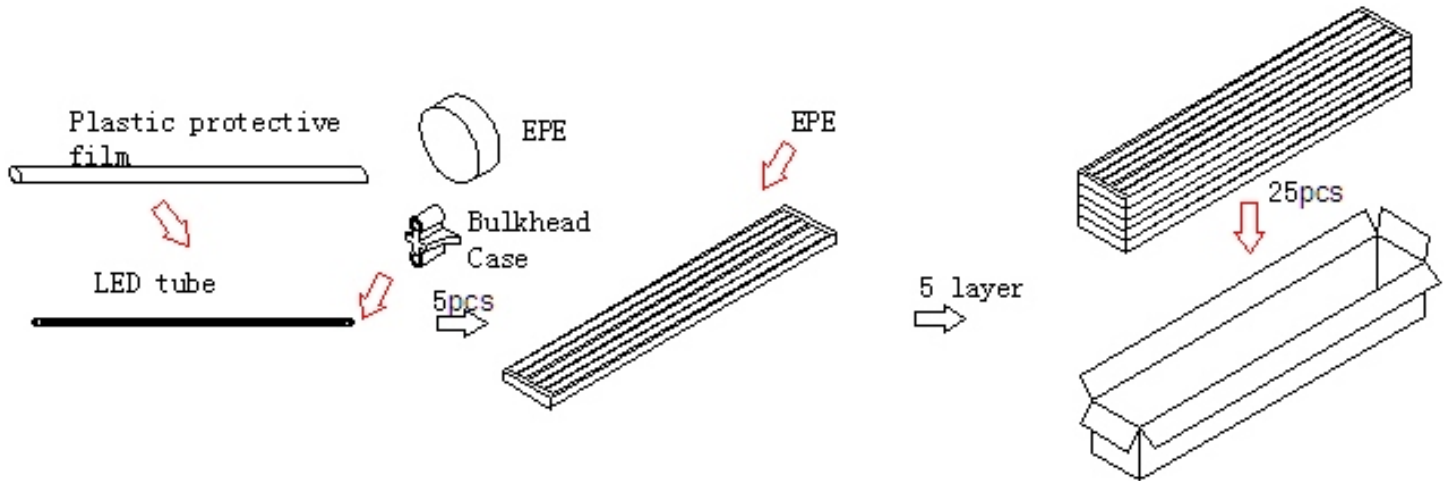
1. Please pay attention that when use Tube LED T8 to replace traditional fluorescent (picture A), you need to take away the starter, then you can install LED TUBE into the bracket directly (picture B).
2. Removing ballast saves much more energy (picture C).
3. Joining the cathode and anode power line to tubes at each side to light up, if you collect up two lines at one side, there will be a short circuit.

Notice for installation:

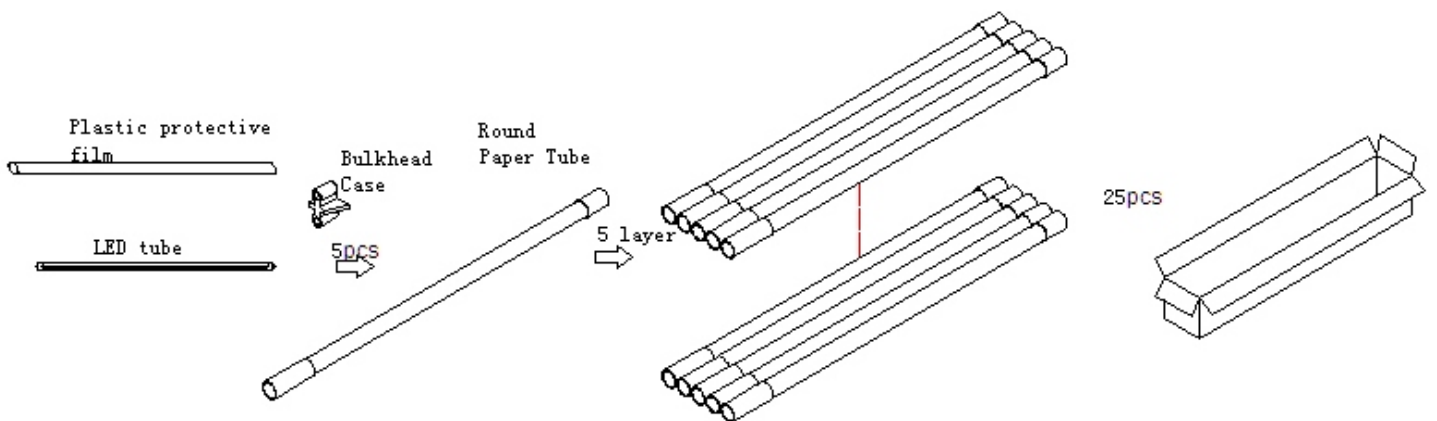
1. Before installation, cut off power to prevent electric shock, and avoid touching the surface of light while working.
2. The light should be avoid installed in place of heat, hot steam and corrosive gas, so as not to affect their working life.
3. Before installation, make sure that installation position can withstand 10 times the weight of the product.
4. For indoor use only.
5. Please install on flat places with no vibration, no rocking and no fire hazard, pay attention to avoid dropping down, colliding and knocking.

Chart of package size

No.1 Earl cotton packaging:



No.2 Carton tube packaging:



Type	Product size	0.9M	
		No.1	No.2
Weight/pcs (KG)		0.32kg	0.45kg
Quantity/ carton (PCS)		25	25
Total weight/ carton (KG)		11.5kg	15.2kg
The size of master carton		1290*250*250mm	

Contact us

Add: 4-5F, F Building, ChenDeXuan Industrial Park, LiSongLang Village, GuangMing New District, Shenzhen, China
 Tel: +86-755-33890886 +86-755-33890891 33890892
 Fax: +86-755-33890893 Postcode: 518107
 E-mail: sale@luxledchina.com